

**2024 PRICE GUIDE
EFFECTIVE MAY 1ST, 2024**

ALUMINUM BLINDS

Western Window Coverings, Inc.

www.westernwc.info

FREIGHT POLICY

STANDARD SHIPPING & HANDLING, DELIVERY & FREIGHT POLICIES:

- \$8.00 freight charge per unit for the aluminum blind.
- The minimum freight charge is \$20.00 per order.
- Oversize (94" or above) charge is \$110.00 per shipment without quantity limit. Oversize charge is in addition to the freight charge.
- For the express shipment, shipment to Alaska, Hawaii and foreign countries, freight will be quoted separately.
- Freight collect and using preferred carrier is optional.
- Next Day, 2nd Day Air and 3 Day select shipping options are available. Actual freight will be applied.

FREIGHT DAMAGE AND SHORTAGES:

Please inspect all shipments immediately and carefully. Please report the damages and shortages on the delivery receipt and notify WWC customer service within 48 hours. No freight damage claim will be accepted after 30 days from shipping.

REPAIR FEES

REPAIRING SERVICES	NET SURCHARGE/ PER BLIND
Shorten height	\$20.00
Cut down width	\$20.00
Restraining the ladder	\$25.00
Change control position	\$25.00
Replace headrail or bottomrail	\$25.00
Add/ Replace slats	\$25.00 per blind + \$1.10 per slat



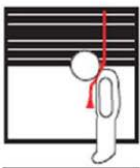
MINIMUM REPAIR CHARGE (NET)	\$30.00
------------------------------------	----------------

****NOTE:** All repair charges do not include freight. Standard shipping charges will be applied.

RUSH ORDER SURCHARGES

- Rush orders are subject to inventory availability and production schedule.
- Same day rush must be submitted by 10 a.m. PST/PDT to be processed that business day.
- 24- and 48- hour rushes must be submitted by 2:30 p.m. PST/PDT to be processed that business day

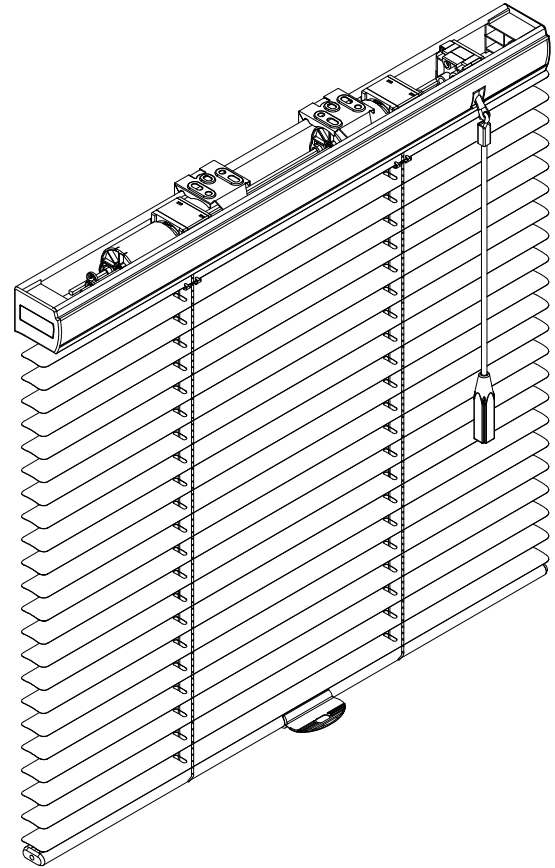
RUSH OPTIONS	NET SURCHARGE/ PER BLIND
Same day production rush	\$45.00
24-hour rush	\$18.00
48-hour rush	\$10.00

 WARNING  ADVERTENCIA		<p>Window Blind Cord Strangulation Risk</p> <p>Window blinds with a damaged or loose tension device or retractable cord that fails to fully retract pose a strangulation risk to children. To avoid this potential strangulation risk, consider purchasing cordless products or products with inaccessible cords</p>
--	---	---

Custom aluminum are manufactured to your exact specifications. The blinds are made only with first quality spring tempered aluminum slats, premium steel and color coordinated ladders.

We offer the Jewel, Alumiwood, and Metallix collections, in addition to solid colors, in today's most popular colors.

The blinds we offer are perfect for residential and commercial applications. Whether you're looking for high fashion, quality, affordability, dependability, or value, our custom aluminum blinds meet all your needs.



Coil Selections

Micro Mini Solid (6G)

5012	Black
5014	Matte White
5017	Alabaster
5018	White
5091	Transparent Aluminum
5626	Smoky Gray
5631	Fawn
5665	Almost White

2" Aluminum Blinds Solid (8G)

2014	Matte White
2017	Alabaster
2018	White
2070	Gloss Black
2091	Transparent Aluminum
2112	Light Alabaster
2189	Arctic Ice
2606	Raw Umber
2626	Smoky Gray
2631	Fawn
2665	Almost White

1" Mini Blind Solid (6G)

012	Black
014	Matte White
017	Alabaster
018	White
027	Federal Blue
070	Gloss Black
091	Transparent Aluminum
112	Light Alabaster
178	Imperial Jade
189	Arctic Ice
255	Garnet Red
259	True Blue
502	Wisteria
569	Gray AZ
651	Simple White
652	Ivory
566	Light Aqua
606	Raw Umber
611	Beige Satin
626	Smoky Gray
631	Fawn
636	Vanilla
662	Char Brown
665	Almost White
693	Gray Sheen

1" Mini Blind Solid (8G)

8012	Black
8014	Matt White
8018	White
8091	Transparent Aluminum
8112	Light Alabaster
8569	Gray AZ
8651	Simple White
8652	Ivory
8631	Fawn
8662	Char Brown
8665	Almost White

1" Mini Blind Metallix & Jewel (6G)

672	Mercury Silver
673	Umber Bronze
302	Brown Gold Jewel

1" Mini Blinds Alumiwood (6G)

754	Oak Wood
755	Walnut Wood

Color Coordinations and Specification Summary

Color Coordination Chart		Slats				Rails, valances, and brackets for different blinds								Ladder
		1"		1/2" (micro)	2"	Standard cordless blinds				Premium cordless & Motorization blinds		RV blinds		
						For micro & 1" blinds		For 2" blinds		For 1" blinds				
		6G	8G	6G	8G	1-1/2" headrail	Box bracket*	2" rails	Box bracket	Headrail	Valance insert	Bottom rail	Headrail & bottom rail	
Solid Colors	Black	012	8012	5012	-	15012	233	-	-	025	No Insert	012	012	012
	Matt white	014	8014	5014	2014	15018	005	005	005	001	No Insert	018	018	004
	Alabaster	017	-	5017	2017	15665	112	112	112	002	No Insert	665	017	017
	White	018	8018	5018	2018	15018	005	005	005	001	No Insert	018	018	004
	Federal Blue	027	-	-	-	15027	017	-	-	028	027	027	-	027
	Gloss Black	070	-	-	2070	15012	233	033	233	025	No Insert	012	-	012
	Transparent Aluminum	091	8091	5091	2091	15091	034	034	034	091	No Insert	091	091	022
	Light Alabaster	112	8112	-	2112	15665	065	065	065	002	No Insert	665	017	017
	Imperial Jade	178	-	-	-	15178	061	-	-	091	178	178	-	178
	Arctic Ice	189	-	-	2189	15018	005	005	189	001	No Insert	018	018	004
	Garnet Red	255	-	-	-	15255	233	-	-	020	255	255	-	255
	True Blue	259	-	-	-	15259	017	-	-	091	259	259	-	025
	Wisteria	502	-	-	-	15502	005	-	-	026	502	502	-	231
	Gray AZ	569	8569	-	-	15569	026	-	-	091	No Insert	569	-	022
	Simple White	651	8651	-	-	15018	005	-	-	001	No Insert	018	018	004
	Ivory	652	8652	-	-	15018	005	-	-	001	No Insert	018	018	004
	Light Aqua	566	-	-	-	15566	005	-	-	014	566	566	-	374
	Raw Umber	606	-	-	2606	15012	233	033	233	025	No Insert	012	012	012
	Beige Satin	611	-	-	-	15611	031	-	-	008	No Insert	611	-	005
	Smoky Gray	626	-	5626	2626	15626	026	026	026	091	626	626	-	022
Fawn	631	8631	5631	2631	15631	031	031	031	006	No Insert	631	017	005	
Vanilla	636	-	-	-	15636	100	-	-	002	636	636	017	017	
Char Brown	662	8662	-	-	15662	062	-	-	025	No Insert	662	012	662	
Almost White	665	8665	5665	2665	15665	065	065	065	002	No Insert	665	018	017	
Gray Sheen	693	-	-	-	15569	281	-	-	091	No Insert	693	-	022	
Alumi wood	Oak Wood	754	-	-	-	15754	233	-	-	011	754	754	-	302
	Walnut Wood	755	-	-	-	15755	233	-	-	012	755	755	-	007
Metallix & Jewel	Brown Gold Jewel	302	-	-	-	15611	031	-	-	091	302	611	-	302
	Mercury Silver	672	-	-	-	15091	034	-	-	091	672	091	-	022
	Umber Bronze	673	-	-	-	15662	233	-	-	012	673	662	-	662

- Notes:
- The color of the lift cord is white.
 - The color of 1-1/2" headrail end cap is clear.
 - * For the 1-1/2" headrail, the standard mounting bracket is a hidden bracket. The box bracket is available upon request without additional charge.


Blind Drop	Wand length
=< 25"	12"
25 1/8" - 45"	18"
45 1/8" - 55"	24"
55 1/8" - 65"	30"
65 1/8" - 85"	40"
85 1/8" - 105"	50"
105 1/8" - 125"	60"
> 125"	72"

Blind Width	Hidden Bracket Qty
8" - 36"	2
36 1/8" - 60"	3
60 1/8" - 85"	4
85 1/8" - 105"	5
105 1/8" - 120"	6

- Standard bracket - hidden bracket.

Blind Width	Box Bracket qty	Center Support
< 36"	2	0
36" - 72"	2	1
72" - 108"	2	2
108" - 142"	2	3

- Standard bracket - box bracket



The lift cord color is always white.

Optional hardware upon request (free of charge)

- Box brackets and center supports for 1" and micro blinds
- Extension brackets
- Spacer blocks
- Hold down brackets

Mounting Spaces and Size Limitations

MOUNTING SPACES

Slat Size	Blind Type	Mounting Space		
Micro (1/2")	Standard Cordless	Minimum mounting space		3/4"
		Minimum flush mounting space		1-3/4"
1"	Standard Cordless	Minimum mounting space		3/4"
		Minimum flush mounting space		1-3/4"
	Premium Cordless	Minimum mounting space		7/8"
		Minimum flush mounting space		2"
	Simple Touch® Wand	Minimum mounting space		7/8"
		Minimum flush mounting space	while hooking the rechargeable battery pack behind the headrail	3-3/4"
			while installing the rechargeable battery pack to the window frame or wall	2-1/4"
		Minimum mounting space		7/8"
	Simple Touch® Remote	Minimum flush mounting space	while hooking the rechargeable battery pack behind the headrail	3-1/4"
			while installing the rechargeable battery pack to the window frame or wall	2"
2"	Standard Cordless	Minimum mounting space		1-1/2"
		Minimum flush mounting space		3"

Note. For the minimum mounting space of 1/2", it is required to use #4 x 3/4" flat head screws that are not included in the hardware package.

MOUNTING BRACKET TYPES

Bracket by blinds	Micro (1/2") Standard Cordless	1" Standard Cordless	1" Premium Cordless & 1" Motorization	2" Standard Cordless
Standard bracket	Hidden bracket	Hidden bracket	Hidden bracket	Box bracket & center support
Optional bracket	Box bracket & center support	Box bracket & center support	N/A	N/A

SIZE LIMITATIONS

Slat Size	Blind Type	Minimum Width	Minimum Height	Maximum Width	Maximum Height
Micro (1/2")	Standard Cordless	18"	18"	96"	96"
1"	Standard Cordless	18"	18"	96"	96"
	Premium Cordless	23"	18"	96"	72"
2"	Standard Cordless	24"	18"	72"	72"

1" Standard Cordless Aluminum Blind Specifications

1" STANDARD CORDLESS ALUMINUM MINI BLIND SPECIFICATION	
Steel Headrail	1" high by 1-1/2" decorative headrail. Phosphate coated vinyl primed finished with a polyester baked enamel.
Bottom Rail	C shaped rail, phosphate coated and vinyl primed finished with a polyester baked enamel. Bottom Rail is color coordinated with slats.
Slats	Cold rolled spring tempered virgin aluminum slat. To have normal width of 1" and be 0.006" thickness after paint, to provide maximum strength and flexibility. Slats to be finished with a polyester baked enamel. 8g slats are available too.
Tilter	The tilter shall be worm gear design and shall be in an enclosed housing and secured by means of steel rivets to prevent separation. The stem shall be made of clear polycarbonate, the gear of polyacetal and the housing of clear polycarbonate, prelubed prior to assembly to assure durability and ease of use.
Tile Wand	Tilt wand should be plastic measuring approximately 5/16", fluted with grooves for a non-slip grip.
Cordless Modules	Cordless modules are constructed with PVC body. Lift cord is wound inside the module. Steel spring provides tension to pull the blind up. Lift cord is white color.
Ladders	Braided polyester with spacing of not more than 0.865" and arranged for total support of slat. Ladders are color coordinated with slats.
Installation Brackets	Constructed of cold rolled steel. Zinc plated. Hex head screws are included.
Handle	100% PVC
Fire Safety	Blind materials have been tested in accordance with the procedures outlined in NFPA 701 Fire Test 1.

1"
Aluminum Blinds

1" Premium Cordless Aluminum Blind Specifications

1" PREMIUM CORDLESS ALUMINUM MINI BLIND SPECIFICATION	
Headrail	Premium cordless aluminum mini headrail is made of aluminum. Headrail dimension is 1-1/2" high by 1-3/4" deep. Total depth with installation bracket is 1-7/8". Headrail end caps are made of PVC.
Bottom Rail	C shaped rail, phosphate coated and vinyl primed finished with a polyester baked enamel. Bottom Rail is color coordinated with slats.
Slats	Cold rolled spring tempered virgin aluminum slat. To have normal width of 1" and be 0.006" thickness after paint, to provide maximum strength and flexibility. Slats to be finished with a polyester baked enamel. 8g slats are available too.
Tilter	The tilter shall be worm gear design and shall be in an enclosed housing and secured by means of steel rivets to prevent separation. The stem shall be made of clear polycarbonate, the gear of polyacetal and the housing of clear polycarbonate, prelubed prior to assembly to assure durability and ease of use.
Tile Wand	The tilt wand should be plastic measuring approximately 5/16", fluted with grooves for a non-slip grip.
Cordless Module	Cordless modules are constructed with clear PVC body. Lift cord is wound inside the module. Steel spring provides tension to pull the blind up. A steel D rod link all modules together inside the head rail.
Tilt Rod	"D" shaped and galvanized to prevent corrosion.
Ladders	Braided polyester with spacing of not more than 0.865" and arranged for total support of slat. Ladders are color coordinated with slats.
Installation Brackets	Constructed of cold rolled steel. Zinc plated. Hex head screws are included.
Handle	100% PVC
Fire Safety	Blind materials have been tested in accordance with the procedures outlined in NFPA 701 Fire Test 1.

1"
Aluminum Blinds

1" Cordless Aluminum Blind Prices

1" STANDARD CORDLESS/ BASE PRICES

Manufacturer's Suggested Retail Price

WIDTH TO:	18"- 23"	26"	29"	32"	36"	40"	44"	48"	52"	57"	62"	67"	72"	82"	92"	102"	112"	122"	
HEIGHT TO:	42"	76	80	84	86	92	98	104	110	114	120	126	130	136	150	162	176	188	202
	48"	80	84	86	92	98	106	112	114	118	128	132	144	148	162	170	192	204	216
	54"	84	86	92	94	106	112	116	120	126	136	144	150	158	170	186	204	216	234
	60"	86	92	94	104	112	116	120	126	130	146	150	160	166	184	196	216	232	246
	66"	88	94	104	110	116	120	126	132	138	154	160	166	174	194	208	232	246	268
	72"	94	98	106	112	118	126	130	136	144	158	162	168	176	204	228	244	262	278
	78"	98	106	112	116	124	130	138	146	154	166	174	186	194	214	234	260	274	294
	84"	104	110	116	124	128	136	146	154	162	174	186	194	204	228	244	270	292	312
	90"	110	114	120	126	136	146	154	162	170	186	196	206	216	238	262	284	310	334
	96"	114	118	126	130	146	154	162	170	184	200	210	226	234	256	278	310	330	358
	102"	116	124	130	136	150	162	168	178	192	206	220	234	244	272	296	326	352	382
	108"	120	128	132	144	158	166	176	188	196	214	230	240	256	280	310	342	368	398
114"	124	130	138	148	162	170	184	194	204	226	238	252	268	296	322	356	386	412	
120"	128	136	146	154	166	176	192	202	210	234	246	262	276	308	334	370	400	432	

- The width of the 1" standard cordless blind is up to 96"; and the drop is up to 96".
- Sizes in the BLUE section are not available as 1" standard cordless. We recommend ordering motorized blinds instead.

PREMIUM CORDLESS SURCHARGES (MSRP)

WIDTH TO:	23" - 26"	29"	32"	36"	40"	44"	48"	52"	57"	62"	67"	72"	84"	96"
Surcharges (MSRP)	20	28	36	45	54	65	75	84	92	102	109	114	121	129

The maximum drop height of the 1" premium cordless aluminum blind is 72"H.

STANDARD CORDLESS VS PREMIUM CORDLESS

STANDARD FEATURES	STANDARD CORDLESS	PREMIUM CORDLESS
Headrail material	Steel	Aluminum
Headrail size	1" H x 1-1/2" D	1-1/2" H x 1-3/4" D
Module type	PRM module	Premium module
End cap color	Clear	Color coordinated
Installation bracket	Hidden bracket	Hidden bracket
Box bracket	√	-
Inside mount deduction	1/2" W	1/2" W
Lift handle	-	√
Lift cord color	White	White
Bottom rail	Color coordinated C-shape rail	Color coordinated C-shape rail
Minimum width	18"	23"
Minimum height	18"	18"
Maximum width	96"	96"
Maximum height	96"	72"
Other standard features	Left Wand Tilt, clear wand	Left Wand Tilt, clear wand
Self-levelness	★ ★ ★ ☆ ☆	★ ★ ★ ★ ★

SURCHARGES (MSRP)	DETAILS
Standard cordless	Included, no additional surcharge.
8 Gauge Slat	Add 20% to the retail list price
Metallix™ / Jewel colors	Add 15% to the retail list price
AlumiWood™ colors	Add 45% to the retail list price
RV 1" Mini Blinds	Add 25% to the retail list price
Skylights (84" Height Maximum)	\$ 200/ per skylight (Up To 48" Wide) \$ 250/ per skylight (48 1/8" to 60" Wide)
AlumiWood Real Wood Wand	\$ 8.50/ per blind. The maximum wand length is 48".
Tile Cut Outs	\$ 16/ per side
Multi-Color Blinds	\$ 40/ per blind each additional color
2-on-1 & 3-on-1 headrail	The blinds are priced individually

1" Aluminum Blinds



Standard

Steel
1"H x 1.5"D



Premium

Aluminum
1.5"H x 1.75"D

Headrail material
and size

Base Price

Prices

Additional
surcharge



PRM module

Module



Premium module

White

End cap colors

Coordinated colors

Hidden
bracket



Mounting
bracket



Hidden
bracket



Box bracket
(upon request)

N/A

N/A

Lift handle



Self-levelness



2" Cordless Aluminum Blind Specification

2" CORDLESS ALUMINUM MINI BLIND SPECIFICATION	
Headrail	The headrails are fabricated from steel which is 0.24" in thickness and iron phosphate treated. The rails are polyester baked enamel. Width 2 1/4" x height 2". Color coordinated to the slats and the bottom rail.
Bottom Rail	0.018" in thickness, same treating and paint process as the headrail. Width 2" x height 7/8". Color coordinated to the slats and the headrail. Lock seam sealed for better strength and cleanliness.
Slats (aluminum)	8" gauge 0.008" thick, spring tempered aluminum, to have a nominal width of 2". All slats are finished with a polyester, baked enamel finish coating.
Wand Tilt (Standard)	The wand will be a clear solid plastic measuring approximately 3/8" in thickness, fluted with grooves for non-slip grip and operation.
Cordless Modules	Cordless modules are constructed with PVC body. Lift cord is wound inside the module. Steel spring provides tension to pull the blind up. Lift cord is white color.
Tape Drums	Made of steel with a thickness of 0.032".
Drum Supports	The tape drum supports are made of the heavy duty plastic.
Valance	Double slat with the clips to mount to the headrail.
Ladders	Superior torque strength braided polyester yarn, with spacing 44 mm.
Cloth Ladder Tape	Made of 100% cotton 44 mm spacing. (Surcharged Option)
Tilt Rod	Square shaped steel, galvanized to prevent corrosion.
Lift Cord	White lift cord is part of cordless module. Made with a braided Polyester jacket and Rayon core of sufficient length to control the raising and lowering of the blind.
End Brackets	Box type with a hinged door. Constructed of the cold rolled steel. Finished with polyester baked enamel coating

2" Aluminum Blinds

2" STANDARD CORDLESS/ BASE PRICES

Manufacturer's Suggested Retail Price

WIDTH TO:		24" - 26"	29"	32"	36"	40"	44"	48"	52"	57"	62"	67"	72"	82"
HEIGHT TO:	42"	118	133	151	165	178	192	205	214	235	246	261	272	299
	48"	123	140	160	175	188	201	212	225	248	261	275	289	315
	54"	130	149	166	182	196	212	221	236	259	276	290	305	334
	60"	137	154	175	190	206	220	234	249	272	287	304	319	350
	66"	142	163	180	199	215	228	246	259	283	300	317	334	366
	72"	150	166	187	206	222	239	255	269	296	315	332	349	384
	84"	161	181	203	222	240	258	275	292	321	341	361	379	402

Standard Features

- 2" x 2" Steel Headrail
- Wand Tilt
- 2-Slat Standard Valance
- Inside Mount Actual Width is with 1/2" Deduction
- The color of the lift cord is white.
- Cordless operation
- No lift handle

Cloth Ladder Tape Options

- The cloth tape is available in 6 colors, including white #510, duck white #511, fawn #512, dark beige #513, gray #514, and black #524.
- The width of the cloth tape is 1.5"

SURCHARGES (MSRP)	DETAILS
Tile Cut Outs	\$ 16.00/ per side
Multi-Color Blinds	\$ 40.00/ per each additional color/ per blind
Cloth Ladder Tape	Add 15% to the retail list price
2-on-1 & 3-on-1 head rail	The blinds are priced individually

Micro Cordless Aluminum Blind Specification

MICRO (1/2") CORDLESS ALUMINUM MINI BLIND SPECIFICATION	
Steel Headrail	1" high by 1-1/2" decorative headrail. Phosphate coated vinyl primed finished with a polyester baked enamel.
Bottom Rail	C shaped rail, phosphate coated and vinyl primer finished with a polyester baked enamel.
Slats	Cold rolled spring tempered virgin aluminum slat. To have normal width of 3/5" and be 0.006" thickness after paint, to provide maximum strength and flexibility. Slats to be finished with a polyester baked enamel.
Tilter	The tilter shall be worm gear design and shall be in an enclosed housing and secured by means of steel rivets to prevent separation. The stem shall be made of clear polycarbonate, the gear of polyacetal and the housing of clear polycarbonate, prelubed prior to assembly to assure durability and ease of use.
Tile Wand	Tilt wand should be plastic measuring approximately 5/16", fluted with grooves for a non-slip grip.
Cordless Modules	Cordless modules are constructed with PVC body. Lift cord is wound inside the module. Steel spring provides tension to pull the blind up. Lift cord is white color.
Tilt Drums	Shall be polyacetal with the steel tape fasteners to secure the ladders to the headrail.
Drum Supports	Constructed of polypropylene with the steel cord pin to reduce friction.
Ladders	Braided polyester with the spacing of not more than 0.865" and arranged for total support of the slat.
Tilt Rod	"D" shaped and galvanized to prevent corrosion.
Installation Brackets	Standard hidden brackets. Zinc plated to prevent corrosion. The box bracket with hinged door is also available. Constructed of cold rolled steel. Finished with polyester baked enamel. Coating to match color of the blind.
Fire Safety	Blind materials have been tested in accordance with the procedures outlined in NFPA 701 Fire Test 1.

Micro
Aluminum Blinds

Micro 1/2" Cordless Aluminum Blind Prices

MICRO STANDARD CORDLESS BASE PRICES

Manufacturer's Suggested Retail Price

WIDTH TO:	18" - 23"	26"	29"	32"	36"	40"	44"	48"	52"	57"	62"	67"	72"	82"	92"	96"	
HEIGHT TO:	42"	101	105	112	115	131	138	145	151	159	173	182	191	201	221	240	264
	48"	105	112	117	123	139	148	153	163	170	187	196	207	216	238	258	288
	54"	112	117	124	131	148	156	164	172	180	199	209	221	231	257	275	310
	60"	115	123	132	136	153	163	173	182	191	210	223	236	248	274	298	331
	66"	124	131	138	147	162	172	182	193	204	225	237	250	263	292	319	354
	72"	130	136	145	152	170	180	193	204	215	237	250	264	279	310	339	375
	78"	133	142	150	159	178	191	203	215	226	250	264	279	294	327	358	396
	84"	138	148	157	166	187	199	213	225	237	263	278	293	310	344	376	418
	90"	142	153	164	172	194	208	222	236	250	274	292	310	326	363	396	442
	96"	149	159	169	179	204	217	231	247	261	288	306	325	341	382	417	464

Micro Standard Cordless Features

- 1" x 1-1/2" steel headrail
- 6 Gauge "spring tempered" aluminum slats
- Inside mount actual width is with 1/2" deduction
- The color of the lift cord is white.
- Cordless operation

Micro
Aluminum Blinds

Surcharges (MSRP)	Details
Tile Cut Outs	\$ 16.00/ per side
Multi-Color Blinds	\$ 40.00/ per each additional color/ per blind
Skylights (84" Height Maximum)	\$ 200.00 Per Skylight (Up To 48" Wide) \$ 250.00 Per Skylight (48 1/8" to 60" Wide)
2-on-1 & 3-on-1 head rail	The blinds are priced individually

MOTORIZED ALUMINUM BLINDS



- SIMPLE TOUCH WAND OR REMOTE
- RECHARGEABLE BATTERY PACK



Simple Touch® Wand 1" Aluminum Blinds

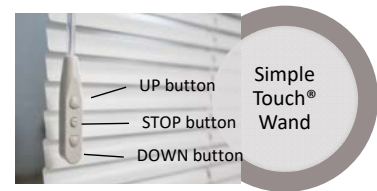
Simple Touch® Wand motorized aluminum blinds are powered by the Simple Touch® rechargeable battery pack. The motor can support a blind up to 9 lbs. This unique cordless, battery powered blind has a control on a wand handle. Consumers do not have to worry about losing their remote control. **Simple Touch® Wand** aluminum blinds are constructed with a heavy duty 9/16" headrail and a variety of aluminum coils. **The manufacturer will program the top and bottom limits for each blind.**

Surcharge	Added to the base price (MSRP)	
Simple Touch® Wand	\$	240

Power Source: Simple Touch® rechargeable battery pack (included)

FEATURES OF THE WAND

- Standard length: half of the drop of the blind
 - Wand is clear with white cord inside
 - Minimum wand length: 12"
 - Maximum wand length: 60"
- *NOTE: Standard wand control is on the right side unless specified.

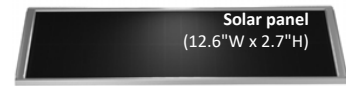


Simple Touch® Wand Motorized Aluminum Blind

- The Simple Touch® wand is available with all WWC 1" slats, including both 6G and 8G.
- The headrail is only made with 9/16" headrail.
- Color coordinated headrail, end caps, and wand handle
- Pre-programmed with the top and bottom limits
- Option to follow the programming instruction to set up my favorite position
- No hand remote control
- Powered by a Simple Touch® rechargeable battery pack (included)

Power Sources and Solar Panel

- **Standard power source - Simple Touch® rechargeable battery pack**
 - The minimum flush mounting space is 3-1/4" when hooking the battery pack behind the headrail.
 - Option to mount it to the wall or window frame. Keep it away from the sunlight.
 - The mounting brackets and screws are included.
 - The USB wall adaptor and 80" USB-C charge cord are included. **The default quantity of the charger and USB cord is 1 set per order.** You can request more sets at no cost, up to the same quantity as the rechargeable battery pack you ordered.
 - Color - White
 - Indoor use only
- **Optional solar panel - requires a rechargeable battery pack**
 - The Simple Touch® rechargeable battery pack is compatible with a solar panel from Rollease.
 - The installation kit and USB cord are included.
- **Optional power source - Power adaptor**
 - Powered the blind directly from the wall plug.



ADDITIONAL HARDWARE	MSRP
Simple Touch® rechargeable battery pack	\$ 95
USB wall adaptor (for recharging the rechargeable battery pack)	\$ 20
Solar panel (from Rollease Acmeda)	\$ 215
Power extension cord (118")	\$ 15
Power adaptor (with 70" cord)	\$ 40

NOTE. It's not recommend for using a 3rd party USB charger block.

SIZE LIMITATIONS	
Minimum Width	24"
Minimum Height	12"
Maximum Width	118"
Maximum Sq.Ft.	56
Maximum Weight	9Lbs

COLOR COORDINATION:

- The **Simple Touch® Wand** aluminum blind follows our standard color coordination chart
- Color coordinated headrail, bottom rail, and end caps

SLATS OPTIONS:

The **Simple Touch™ Wand** system is available for all WWC 1" mini blinds.

UPPER LIMIT, LOWER LIMIT AND MY FAVORITE POSITION:

The **Simple Touch® Wand** aluminum blind is preset with upper position at 0", and lower position at ordered drop.

Consumers can set up the favorite position followed by the instruction inside the package. The instruction is also available on www.westernwc.info

INSTALLATION:

The **Simple Touch® Wand** aluminum blind is installed with the heavy duty brackets. The installation instruction and user guide are included in the hardware bag and also on www.htwfonline.com.

Simple Touch® 15-Channel Remote 1" Aluminum Blinds

The **Simple Touch® Remote** motorized aluminum blind is operated by a rechargeable battery pack. It's operated by a 15-channel remote. The motor can support a blind up to 9 lbs. It is economical option to meet your budget. The **Simple Touch® Remote** aluminum blinds are made with the heavy duty headrail and finest aluminum coil. The blind has features of setting upper limit, lower limit and your favorite position. The motorized blind will be programmed with top and bottom limits before ship out. The programming instructions are available in the package and on www.htwfonline.com.

SURCHARGE	Added to the base price (MSRP)
Simple Touch® Remote	\$ 320

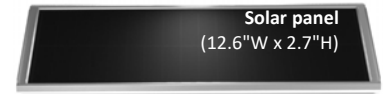
REMOTE CONTROL	MSRP
Simple Touch® 15-channel remote	\$ 75

Simple Touch® Motorized Aluminum Blind

- The Simple Touch® motorized aluminum blind is available with all WWC 1" slats.
- The headrail is made with 9/16" headrail.
- Color coordinated headrail, end caps, and wand handle
- Pre-programmed with the top and bottom limits. The top limit is preset with upper position at very top. The bottom limit is preset with lower position at ordered drop.
- Option to follow the programming instruction to set up my favorite position
- The motorized blind is controlled by a 15-channel remote.
- The group control is available at "Channel 0".
- Powered by a Simple Touch® rechargeable battery pack (included)

Power Sources and Solar Panel

- **Standard power source - Simple Touch® rechargeable battery pack**
 - The minimum flush mounting space is 3-1/4" when hooking the battery pack behind the headrail.
 - Option to mount it to the wall or window frame. Keep it away from the sunlight.
 - The mounting brackets and screws are included.
 - The USB wall adaptor and 80" USB-C charge cord are included. **The default quantity of the charger and USB cord is 1 set per order.** You can request more sets at no cost, up to the same quantity as the rechargeable battery pack you ordered.
 - Color - White
 - Indoor use only
- **Optional solar panel - requires a rechargeable battery pack**
 - The Simple Touch® rechargeable battery pack is compatible with a solar panel from Rollease.
 - The installation kit and USB cord are included.
- **Optional power source - Power adaptor**
 - Powered the blind directly from the wall plug.



ADDITIONAL HARDWARE	MSRP
Rechargeable battery pack	\$ 95
USB wall charger	\$ 20
Solar Panel - Rollease	\$ 215
Power adaptor (with a 70" cord)	\$ 40
Power extension cord (118")	\$ 15

SIZE LIMITATIONS	
Minimum Width	24"
Minimum Height	12"
Maximum Width	118"
Maximum Sq.Ft.	56
Maximum Weight	9Lbs

COLOR COORDINATION:

- The **Simple Touch® Remote** aluminum blind follows our standard color coordination chart
- Color coordinated fabric, headrail, bottom rail, and end caps.

INSTALLATION:

The **Simple Touch® Remote** aluminum blind is installed with the heavy duty brackets. The installation instruction is included in the hardware bag.

Simple Touch®
Remote

Measure each window individually as sizes may vary. Measure the width first, then the height (length) to the nearest 1/8".

Measure the width from left to right, the height from top to bottom using a metal tape measure.

PLEASE DO NOT USE A CLOTH TAPE!

Inside Mount:

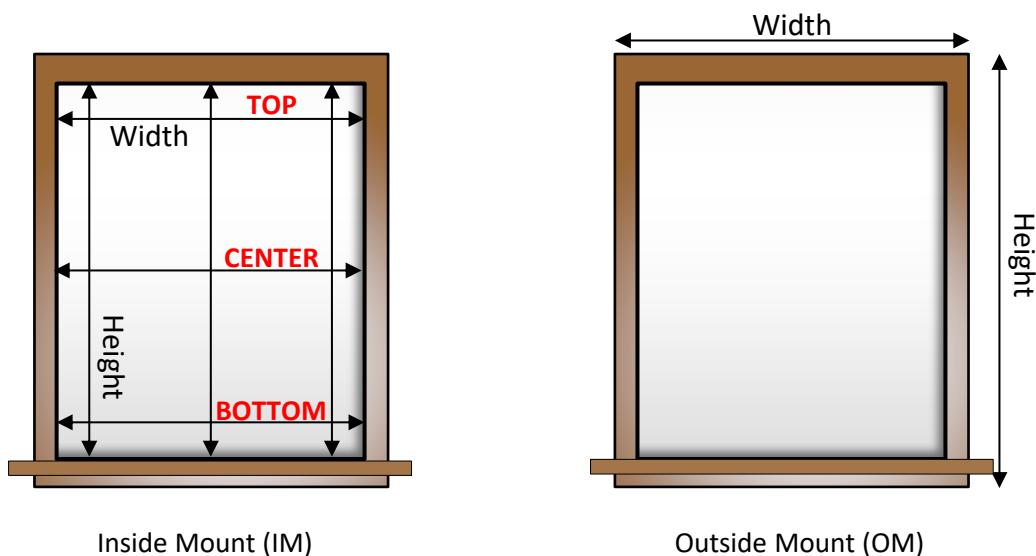
Inside mount blinds are installed inside the window frame.

1. Measure the exact inside width of the window frame from one inside edge to the other. Take three measurements one near the top, one in the center, and one near the bottom. Record the narrowest measurement.
2. Measure the exact height in three places: left, center and right from top edge of opening to the top of the sill. Record the longest measurement for the blinds.
3. Do not take the deductions on the inside mount measurements. The factory will take an 1/2" allowances for operating clearance.
4. Measure the window diagonally in two places as shown. If the two diagonal measurements are not the same, we suggest an outside mount application for the best blind performance and appearance.

Outside Mount:

Outside mount blinds are installed outside of the window frame, covering an area larger than the window itself.


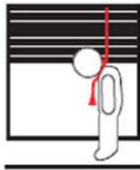

1. Measure the exact width of the area to be covered. Be certain the measurement overlaps the window opening by at least 1 1/2" on each side to ensure privacy and light control.
2. Measure exact height to be covered, including desired overlap (usually from the top edge of the molding to the bottom edge, or the top of the sill). If there is no sill, measure to where the blind is to reach.
3. The factory does not make deductions for an outside mount.



Inside Mount (IM)

Outside Mount (OM)

For more questions about how to measure your window, please contact our customer service at 605-999-2267.

 WARNING		Window Blind Cord Strangulation Risk Window blinds with a damaged or loose tension device or retractable cord that fails to fully retract pose a strangulation risk to children. To avoid this potential strangulation risk, consider purchasing cordless products or products with inaccessible cords
 ADVERTENCIA		